


2012 PARTICIPANT'S GUIDE



PIPSICO SCOUT RESERVATION TIDEWATER COUNCIL, BSA

COUNCIL OFFICE:

1032 Heatherwood Drive, Virginia Beach, VA 23455

Phone: 757-497-2688 Fax: 757-473-3305

E-mail: esommerf@bsaemail.org

www.PipsicoBSA.com



Table of Contents

Welcome Letter-	3
Program Overview-.....	4
Typical Schedule-.....	6
Other Notes:.....	8
Organization-.....	9
Weeks of Operation for Sail Hampton Roads, 2012-.....	10
Fees, Requirements, & Refund Policy-.....	10
Fee Schedule:.....	10
Requirements:.....	10
Refund Policy:.....	11
Our Location-.....	11
Getting to the James River Adventure Base at Pipsico Scout Reservation, Home of Sail Hampton Roads:.....	12
Planning and Preparation-.....	13
What to Bring:.....	13
Sunday Check In:.....	14
Saturday Check Out:.....	15
Sail Hampton Roads Policies:.....	16
Mail:.....	16
Telephones:.....	16
Attire:.....	16
Buddy System:.....	17
Provisional Campers:.....	17
Lost and Found:.....	17
Trading Post:.....	17
Crew Leaders:.....	18
Valuables:.....	18
Vehicles:.....	18
Prohibited Items:.....	19
Discipline:.....	19
Medical Information-.....	20
Medical Forms and Physical Examinations:.....	20
Medications:.....	20
Emergency Medical Treatment:.....	21
Emergency Procedures-.....	21
Photo Release Information-.....	22
Appendix Table of Contents.....	23



Welcome Letter-

Dear Sail Hampton Roads Participant and/ or Unit Leader:

The Sail Hampton Roads program has been revised is now part of the James River Adventure Base, part of Pipsico Scout Reservation. The purpose of this program is to provide youth with a unique summer camping experience on the waters of historic James and Upper Elizabeth Rivers to the point where they meet the Chesapeake Bay. This guide will help you understand and prepare for your adventure on Sail Hampton Roads.

The emphasis for Sail Hampton Roads is to instill in youth teamwork, leadership skills, seamanship, and most of all, show them a fun filled week on the water. While participating in Sail Hampton Roads you will be challenged with learning many new and exciting skills that only a few have ever had the opportunity to learn. Participants will learn how to excel at these challenges and will be able to come home with many new skills, friends, and memories.

Please take note that this is not a luxury cruise, rather participants will be expected to participate in the running of the boat and will be taught skills which will help them on their way to becoming able seamen on our 28'- 35' sloops. This program provides the opportunity for youth and adults alike to learn and do more than they ever imagined they would be able to do.

If you are looking for something other than the normal toil and trouble of earning merit badges while sitting under a shelter, then come out for an adventure of a lifetime! You will be responsible for navigating, rigging, trimming, helming, cooking, and cleaning while aboard your boat. Every person on the crew will be giving a specific task and position of authority while onboard similar to how it was back in the age of sail. Participants will be taught the ins and outs of their position and be cycled through all available positions to make sure everyone has a total experience.

Our trained and knowable staff is here to assist and guide you through the fun and challenging adventures that await you on Sail Hampton Roads.

If you have any comments, concerns, or questions, please let us know! We certainly look forward to seeing you this summer.

Sincerely,

Evan Sommerfeld

Director, Pipsico Scout Reservation




Program Overview-

This event is designed to provide older Boy Scouts and Venture Scouts with the opportunity to experience a full week of sailing including port visits every night along the James and Elizabeth Rivers. Life aboard is not a luxury cruise, rather it is a continuous learning experience aboard a working sailboat. All members of the crew will be needed to successfully operate their boat while underway. Participants should treat these boats like their home, because they will be for the entire week.

Sunday after check in will consist of crew and equipment introductions along with an introduction on the basic elements of sailing. Participants will spend the night ashore with the rest of their unit or (if provisional campers) will be lodged with another unit for the night.



Monday morning after breakfast, crews will report to the waterfront where they will stow gear and make ready for sail their boats. The group of ships will then depart on their 5 day, 4 night cruise heading southeast towards Norfolk, VA and then back to camp where they will arrive just in time for dinner and then the Friday night campfire. At the Friday night campfire, participants will be given special introduction and given the opportunity to perform a skit outlying their week and the adventures they had.



Each of the 3 port visits will provide participants with a wide variety of fun, interesting, and educational experiences that will not be forgotten. Stops along the way include: A cook out and swim at Deep Creek, a tour of Nauticus and the battleship Wisconsin at the City of Norfolk, a stop in Newport News with a tour of the Mariners Museum, and lastly a seafood dinner at Smithfield Station Marina.

Each boat will have a skipper, an adult supervisor who is experienced in sailing cruising boats in the area. The event will also be supported by the James River Adventure Base



at Pipsico Scout Reservation, in that the participants will camp Sunday and Friday nights there as well as eat Monday breakfast and Friday dinner. Also provisions for the cruise will be provided by the base.

All participants onboard will begin with being introduced to basic sailing knowledge and also be taught more advanced knowledge which will allow them to better operate their boat as a crew. More specialized skills such as navigation using a sextant, docking and marina etiquette, advanced sailing, and racing rules are just a few of the items that will be discussed, taught, and performed during the week. Watch rotations are set for duty stations and galley duty. Duty Stations include but are not limited to the Lookout, Officer of the Deck, Navigator, Sail Trimmer, and Helmsman. Those not assigned to a duty station are required to assist wherever and whenever they are needed.

All meals while underway (unless otherwise noted in the Typical Schedule section of this guide) are prepared on-board. Facilities on board the sailboats include running water and a stove/oven.

The crew is also responsible for the general up-keep and maintenance of the boat. Crews are expected to keep their vessels neat and tidy at all times. This is just not for aesthetic reasons alone, but while a sailing vessel is at sea, improperly stowed equipment can pose a safety hazard to those on board.

Every week the participants have new and fun-filled experiences with Sail Hampton Roads. Participants are guaranteed to come home with knowledge and memories that will last a lifetime!

Don't forget; if you or your youth enjoyed this program; ask about our follow-up program, Sail the Upper Intracoastal. This program takes you on a cruise that departs Monday morning and arrives back Saturday night. Go to <http://www.pipsicobsa.com> for more information.





Typical Schedule-

Sunday – Day #1

2:15 - 3:15 pm	Arrive and check in.
	Find assigned space and set up tent
	Swim test*
	Organize into crews and introduction to equipment
6:00 pm	Muster for Retreat
	Supper.
	Basic sailing knowledge course
8:30 pm	Attend Campfire.
9:30 pm	Return to campsite.
11:00 pm	Taps – Secure camp.

*All participants will be required to successfully complete the standard BSA swim check, consisting of jumping feet first into water over your head in depth. Swimming 75 yards in a strong manner, using one or more of the following strokes: sidestroke, breaststroke, trudgen, or crawl; then swimming 25 yards using an easy, resting backstroke. The 100 yards must be swum continuously and include at least one sharp turn. After completing the swim, rest by floating.

**If you are unable to successfully pass the swim test you will be sent home immediately at your own cost or have the option of participating in traditional Boy Scout resident camp.

Monday – Day #2

7:00 am	Reveille
8:00 am	Participate in Morning Colors
	Breakfast
9:00 am	Report to waterfront with gear ready for departure
	Crews assemble and "make ready" their boats for sail
	Boats depart for weeklong cruise
12:00 pm	Lunch aboard individual boats
6:00 pm	Arrive at Deep Creek and secure boats along pier
6:30 pm	Cookout and swimming activities
11:00 pm	Secure for evening. Adults set night watch



Tuesday – Day #3

6:30 am	Reveille
7:00 am	Participate in Morning Colors
	Breakfast
7:30 am	Depart in route to Waterside Marina in Norfolk, VA
12:00 pm	Lunch aboard boats while underway
1:00 pm	Arrive at Waterside Marina in Norfolk, VA and secure boats
	Tour Nauticus, the Battleship Wisconsin, and the Hampton Roads Naval Museum
5:30 pm	Participants will have opportunity to use showers and get cleaned up in preparation for dinner
6:30 pm	Dinner in town
	Evening activities
11:00 pm	Secure for evening. Adults set night watch

Wednesday – Day #4

7:00 am	Reveille
7:30 am	Participate in Morning Colors
	Breakfast
8:00 am	Depart in route to Leeward Marina in Newport News, VA
11:30 pm	Lunch prepared and served aboard boats
12:00 pm	Arrive at Leeward Marina in Newport News, VA and secure boats
	Participate in afternoon activities at the Mariners Museum
5:30	Return to boats and prepare supper
6:00 pm	Supper
7:00 pm	Clean up
8:00 pm	Discussion of lessons learned so far, experiences, and the schedule for the following day
11:00 pm	Secure for evening. Adults set night watch

Thursday – Day #5

7:00 am	Reveille
7:30 am	Participate in Morning Colors
	Breakfast.
8:00 am	After cleanup get underway en-route Smithfield Station Marina
12:00 pm	Lunch aboard boats while underway
3:00 pm	Arrive at Smithfield Station Marina and secure boats
	Go swimming, shopping, etc.
5:30 pm	Shower and clean up for dinner
6:30 pm	Seafood dinner at Smithfield Station Marina
8:00	Evening activities including swimming at marina pool
11:00 pm	Secure for evening. Adults set night watch



Friday – Day #6

6:30 am	Reveille
7:00 am	Breakfast.
7:45 am	Participate in Morning Colors
	After cleanup get underway en-route to moorings at Lions Beach, Pipsico
12:00 pm	Lunch aboard boats while underway
Approx. 4:30 pm	Arrive at moorings. Secure boats and begin clean up
5:30 pm	Return to camp and re-occupy camp ashore
6:00 pm	Muster for Retreat
	Supper
8:30 pm	Attend Campfire
9:30 pm	Return to campsite
11:00 pm	Taps – Secure camp

Saturday – Day #7

	Reveille
0730-0830	Continental Breakfast
0800-1030	Break up camp, clean up boats, and commence checkout

Other Notes:

- Each morning, the Officer of the Deck (appointed by the Skipper) announces the watch rotation for each crewmember. These duties rotate hourly during the day.
- Procedures are followed for making the boat ship-shape BEFORE you leave the boat for a port of call or for any general recreation activities.
- Dinner is prepared by the crew onboard your boat (unless otherwise noted). Each evening you will review your charts and plot your course for the next day.
- After the Skipper and Sail Hampton Roads Director inspect the boat, medical forms will be returned and you head home with a week's worth of fun and memories.
- **Every day during the sail, participants will work with staff to refine their sailing skills, work on merit badges, advancement requirements, and explore the waters and areas along the James and Elizabeth Rivers. The opportunities are limitless for the experiences and activities that you will participate in while underway!**

**Please also check at <http://www.pipsicobsa.com> for updates about program changes as well as new programs and activities.



Organization-

Each boat will be under the supervision of an adult supervisor who has proven knowledge of scouting, sailing, and is a card carrier for Safe Swim Defense and Safety Afloat training. Such individuals are responsible for the safe operation of their assigned boat, timely compliance with schedule of events, and the well being of the youth assigned. With such in mind, each adult is strongly encouraged to exercise appropriate leadership to give youth on board the opportunity to experience the feeling of actually operating and navigating a boat under sail in navigable waters, even when in traffic.

Supervision over all the fleet will be exercised by one individual who has experience in cruising under sail with a group. This individual may also serve as a supervisor of an individual boat in the fleet.

Each crew shall have a minimum of one adult and three youth and no more than six persons (one adult and five youth or two adults and four youth) on board. Each unit(s) shall be organized into a crew, each with a youth acting as Officer of the Deck. The person filling this job is responsible to boat's adult supervisor for safe navigation of boat and coordination of other crew activities when on watch. Positions of responsibility will be shifted around so that everyone has the opportunity to experience the different levels of leadership.





Weeks of Operation for Sail Hampton Roads, 2012-

Week 1 (June 24th - June 30th)

Week 2 (July 1st - July 7th)

Week 3 (July 8th - July 14th)

Week 4 (July 15th - July 21st)

Fees, Requirements, & Refund Policy-

Sail Hampton Roads is \$450 if paid in accordance with the fee schedule listed below. Accounts not paid in full by February 27, 2012, are subject to a \$25 late fee per registration.

Reservations made after February 27, 2012, will be \$475. Reservations after February 27, 2012, require a \$100 deposit and for the account to be paid in full in 60 days or the slot and monies will be forfeited.

Fee Schedule:

- \$50 due upon registration
- \$100 due by December 17, 2011
- \$100 due by January 28, 2012
- \$100 due by February 25, 2012
- Final \$125 due by March 31, 2012

All payments must arrive by the date stated or the monies and reserved spot will be forfeited. These fees are valid for the 2012 season only.

Requirements:

All Scout Participants must be 13 as January 1st, 2012, have an Annual Medical Form with parts A, B, & C completed. They must also pass BSA swim test after arriving at Camp Lions. All adult participants must pay the \$425 fee, complete the Annual Health and Medical Record parts A, B, & C, and pass the BSA swim test. There is a maximum of 18 participants per week. Our goal is to keep units together; sometimes we must adjust the 18 participants to the 3 boats. All boats travel together and stay at the same location each night. If a participant is unable to pass the swim test, they will be sent home at their own cost or given the option to participate in regular Boy Scout Camp program if space is available. Female participants are not required to bring a female leader, but it is encouraged.

****Proof of prior Sailing experience is NOT required for this program.**





Refund Policy:

It is important to note that when you make a reservation for Sail Hampton Roads, your reservation guarantees you a spot on a boat (assuming the week requested has not already filled up). Once you reserve a slot you will be expected to pay for the entire balance of that slot.

Refunds for Sail Hampton Roads of all but \$100 of fees paid will only be given under the following circumstances:

- Death in the immediate family of the Scout
- Severe illness or injury on the part of the Scout (doctor's letter required)

Our Location-

The James River Adventure Base at Pipsico Scout Reservation, home of Sail Hampton Roads; is located in Spring Grove, Virginia, approximately midway between Norfolk and Richmond. It is about 25 miles off Interstate 295 from Hopewell, Virginia.

Our camp is centrally located to a host of attractions. The first permanent English settlement at Jamestown is a short distance via the nearby ferry. Many fascinating historical sites from the first 250 years of American history are within easy driving distance (an hour or so). Among these are Colonial Williamsburg, restored colonial plantations, the Revolutionary War battlefield at Yorktown, and Civil War battlefields around Richmond and Petersburg.

For those who want more modern adventure, local amusement parks include Busch Gardens and Water Country USA. A moderate drive from camp brings visitors to the Naval base in Norfolk, the NASA Langley Research Center, the Atlantic Ocean beaches and boardwalk at Virginia Beach, and much more.

If you are coming from outside the local area, we would be glad to have you as our guests in Camp Rotary for a few extra days so you can add some of these world-class attractions to your summer camp experience. With advance notice, we can provide breakfast, dinner, and box lunches on the days you are in Camp Rotary for a nominal cost.

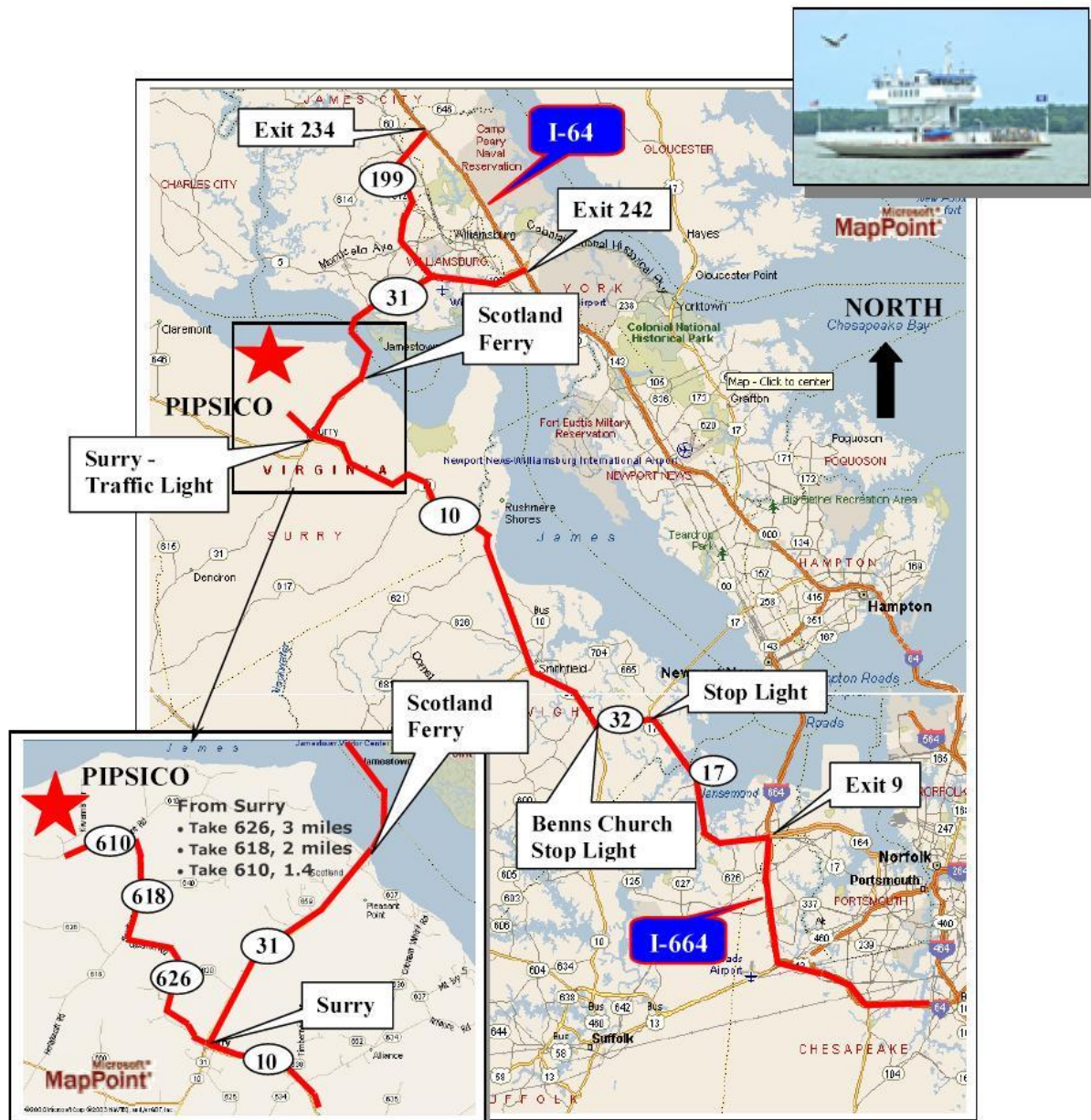




Getting to the James River Adventure Base at Pipsico Scout Reservation, Home of Sail Hampton Roads:

Take a drive in the country or a ride on a ferry. Which ever route you and your Scouts choose, you are sure to enjoy the trip. From South Hampton Roads, the most direct route is illustrated below. However, some may prefer taking Route 460 to Route 10 North.

For those coming from the Peninsula or interested in something different, the Jamestown- Scotland Ferry is the way to go. However you arrive, traveling to Pipsico will provide a history rich and scenic journey.





Planning and Preparation-

What to Bring:

Required Items-

1. Toiletry kit
2. Bedding or sleeping bag
3. Normal Clothing needed for 6 days plus*:
 - 2 Bathing Suits
 - 2 pairs of Shoes- **NO flip-flops or hard soled type that cause marks.** Moccasins, boat shoes or tennis shoes are OK. All might be exposed to water.
 - Hat
 - Sunglasses with strap
4. Towels – at least two (One for freshwater, one for saltwater)
5. Sunscreen and lip balm w/ sunscreen
6. Rain Gear

Suggested Items-

1. No cash money required; however, each individual will be allowed and is encouraged to carry money for personal expenditures. The youth will have access to gift shops, marina ship stores etc. while in port. (A suggested amount of \$50.00)
2. Camera
3. Personal flag or unit flag to fly while underway**

* You will be given a Special Sail Hampton Roads t-shirt for use while ashore however, you should bring other light colored shirts with you for daily use. Also, please take note that space on the boats is limited. Please pack only those items you know you will use while on the cruise.

** Units that are sending several participants on Sail Hampton Roads can create a small Pinnate type flag that can be flown while underway. Please see the example image below of a type of flag.





Sunday Check In:

Please plan on arriving between 1:15 and 3:15 PM on Sunday afternoon of your scheduled camp week. If you arrive early, please park and wait at the Burton Center (the Administration Building) inside Camp Lions at Pipsico Scout Reservation. If you plan to arrive late, please notify us in advance so special arrangements can be made. If you are delayed on the way to camp, let us know at (757) 294-3116.

While your Camp Leader and SPL or President are checking in, the rest of your unit is welcome to tour our museum in the Gregson Center.

At initial check-in, we will verify the number of campers with your unit, confirm paperwork is in order and assign you to a campsite. Your pre-ordered T-shirts will be given to you at this time.

From the Gregson Center, you will be directed to the Camp Lions parking lot, where your Camp Guide will meet you. The Camp Guide will escort you through the remaining check-in procedures:

- Your Campsite where you will drop off (but not unpack) your gear. At this time everyone will change into bathing suits. You will be given a pass that allows one vehicle at a time into the campsite. All vehicles (other than trailers) must be moved to the main parking lot by dinner on Sunday.
- OA Shelter, where you will turn in Health Record Forms with the Health and Safety Officer.
- OA Shelter where you will fill out buddy tags.
- Dining Hall for a brief orientation on mealtime procedures.
- Pool for Swim Test: **All participants (youth and adult) are required to pass the BSA Swimmer test.** Change into your swim suits and go to the pool. If a participant is unable to pass the swim test, they will be sent home at their own cost or given the option to participate in regular Boy Scout Camp if space is available.
- To the waterfront where you will be introduced to the Sail Hampton Roads Staff and Organized into Crews
- Your campsite to unpack and get settled for the night.





Saturday Check Out:

You can plan on your unit leaving camp between 8:00 and 10:30 AM on Saturday. A continental breakfast will be served between 8:00 and 9:00 AM.

If all gear and equipment **was not** returned to the proper condition on Friday (you will be told this at dinner Friday night), crews should report back to the waterfront on Saturday morning for a final inspection of their boats by the director. Once you have been given the final ok, you may return to your land campsite for final checkout procedures.

One vehicle at a time may enter the campsite to load gear, no earlier than 7:30 AM. Once your gear is packed out and your campsite and latrine are clean, a staff member will inspect the campsite and release you from camp.

Once you have been checked out of your campsite and picked up your health records and medications from the Health Lodge, we will give you your 2012 Sail Hampton Roads patches and be wished a safe trip home.



Sail Hampton Roads Policies:

Mail:

Mail can be sent to Sail Hampton Roads participants throughout the week by using the following address:

Pipsico Scout Reservation
c/o Scout's Name, Unit Number, SAIL
HAMPTON ROADS
57 Pipsico Road
Spring Grove, VA 23881

Telephones:

A phone for outgoing calls is available at the Burton Center. An adult leader must be present for a Scout (with his buddy) to use this phone. Calls must be collect or by calling card, and must be limited to five minutes. Should anyone need to contact a camper on an important matter, the number is: **1-(757) 294-3116** This is our business phone, and cannot be tied up with personal calls, so parents will not be able to speak to their children on this line. Phone messages will be placed in the unit mailbox; emergency messages will be delivered as soon as possible. If adult leaders need to receive regular calls at camp, bring a cell phone or pager, or make arrangements to check with their office on a regular schedule.



In case of emergency while on the cruise, the Skipper will be in contact with the Camp via cell phone and the Coast Guard via VHF Radio.

Attire:

Class A or Class B uniforms are not required during the cruise portion of the trip, however, they will be needed for Friday night dinner and for the opening and closing campfires. Proper or appropriate attire must be worn at all times while underway. Shorts and appropriate T-shirts are recommended for most activities. Closed-toe shoes must be worn at all times, including during activities at the waterfront and on board sailboats. The only exceptions are while in a shower building, inside the pools, the pool perimeter fence, or in bed.

Sail Hampton Roads participants may only wear light colored, non-marking soled shoes while aboard the boats. Bathing suits should be conservative; remember, there may be coed participants.



Buddy System:

All participants of Sail Hampton Roads should use the buddy system while at camp, at port, and while underway. Crew leaders are required to know the whereabouts of their crewmembers at all times.

Provisional Campers:

If a Scout is unable to attend camp with his own unit, or wants to attend a second week of camp, we can arrange for him to attend camp with another unit. Fees for provisional campers are the same as for other Scouts. On occasion, we ask a unit to include a provisional camper in their unit for the week at camp. In such cases, we require that a parent or guardian meet with the unit's camp leader prior to camp or during check-in. Provisional participants will be placed in crews with other provisional crewmembers or partial crews.

Lost and Found:

A lost-and-found bin will be maintained at the Burton Center, and by the Skipper of each boat.

Trading Post:

In addition to program materials, our Trading Post offers a variety of snacks and drinks, and a wide selection of camping supplies, Scouting materials, and special James River Adventure Base and Pipsico Scout Reservation souvenirs. Remember that the proceeds from the Trading Post support your Scouting programs! It is also stocked with Sail Hampton Roads apparel and souvenirs, refreshments, and other items. Please encourage your participants to bring spending money (\$50 recommended). There will also be plenty of opportunities to shop at the various museums and other locations we stop at during the cruise.





Crew Leaders:

Coed units are encouraged to provide a female leader with the female participants. Please contact us before arrival at camp to make arrangements for provisional participants.

Valuables:

Unfortunately, even in a scouting environment, losses occur. To ensure nothing will happen to your favorite gadgets and gizmos, leave them at home! We do not carry insurance for personal items. Also remember that we will be surrounded by a lot of water, please make sure items that can not get wet are secured properly.

Vehicles:

While camp is in session, all Scouts, leaders, and visitors are prohibited from driving past the gate in front of the Health Lodge. One vehicle will be allowed into your campsite during check-in to drop off unit gear; as soon as it is unloaded, it must be promptly moved to the Burton Center parking lot.





Prohibited Items:

The following items and actions are strictly prohibited while at Camp Lions and while participating in Sail Hampton Roads and are a cause for immediate dismissal:

- Alcohol
- Tobacco - The use of tobacco in any form is strictly prohibited for youth participants. Adults who smoke must do so out of sight of any youth members. Smoking is prohibited while on the boats.
- Illegal Drugs
- Fireworks
- Sheath Knives
- Firearms of any kind
- Theft
- Actions that knowingly endanger another participant or staff.
- Intentionally damaging property belonging to another person or Sail Hampton Roads.

Discipline:

All participants are expected to live up to the principles and values of the Scout Oath and Law and/or the Venturing Code.

- Discipline of Scouts while at camp is the responsibility of unit leaders. If Scouts are disruptive or refuse to comply with camp rules, we will refer the matter to the unit leaders for resolution. If problems recur, we may require the Scout to be sent home.
- In the event that a unit leader is not present during the cruise the skipper will be responsible for enforcing rules and disciplining those crewmembers who break them.
- If the camp administration believes that further disciplinary action is required of any crewmember, they will intervene. Chartered partners of the participant's home unit and/or a Council representative will be contacted for serious infractions.
- Any participant who steals, vandalizes, or intentionally places another participant, staff member, or other person in danger will immediately be sent home. The administration reserves the right to take further action themselves if necessary, including sending the entire crew home within 24 hours.
- Hazing or any other such activities are not allowed at any time during Sail Hampton Roads.



Medical Information-

Medical Forms and Physical Examinations:

All Sail Hampton Roads participants, both youth and adults, must have a completed and signed Annual BSA Health and Medical Record, parts A, B, &C. (This form is included at the back of this booklet)

Youth participant medical forms must be signed by a parent and include the parent's medical insurance information (a copy of insurance card). participants without a properly completed Annual BSA Health and Medical Record, will not be admitted to the program.

Medications:

All prescription drugs are kept and administered by the unit. It is to be kept in a secured location out of the reach of the children. If medication requires refrigeration, it can be checked in with the Health Officer during check-in. Please provide a list of medication, dosage and to whom you are administering medication to when you check in with the Health Officer.

By law, medications must be in a container with a typed label from the pharmacy. Medications will be given only in accordance with the label. Handwritten changes will not be accepted.

The Skippers will be in charge of the medical forms while on the cruise, and if no leader from the unit is participating in Sail Hampton Roads, then the skipper will also dispense medication throughout the cruise. Participants suffering from asthma may keep their medication with them, but must inform the Skippers that they have it.





Emergency Medical Treatment:

Camp Lions has a health officer on duty 24 hours a day. If a medical situation occurs while underway procedures are in place that will ensure the safety and health of everyone onboard. The Skipper is trained in First Aid with appropriate supplies onboard for many boat related injuries. Cell phones are aboard to call ahead if medical services are required upon docking. The Coast Guard will be called in extreme life-threatening situations.

The cost of medical treatment away from camp (or boats) will be billed to the camper's primary insurance carrier. Registered Tidewater Council units are covered by supplemental insurance, which covers certain deductibles and other expenses for injuries and illnesses incurred at camp. Parents must make arrangements for treatment of pre-existing conditions. Tidewater Council's policy does not cover out-of-council units; those units need to submit a certificate of insurance from their home council or unit prior to arriving at camp. We recommend that this be done when making your final camp fee payment.

Emergency Procedures-

Missing Crewmember/ Lost Person:

As soon as it is suspected that a person is missing, report the incident to the Skipper. Upon notification, the Skipper will:

- Check the Sign-in/Sign-out roster.
- Staff members will search all public and program areas.
- Staff members will inspect the water around the boat.
- If the person is not found, the Camp Director will be notified and will call the crewmember's home. If the individual is not home, the Camp Director will:
 - Contact the local authorities.
 - Take a crew by crew roll call.
 - Organize a lost person search with local authorities.
 - Contact the Scout Executive or his representative.

Serious or Fatal Accident:

The staff member on scene will notify the Camp Director and then:

The Camp Director will notify the local Rescue Squad

The Camp Director will notify the Scout Executive and the Participant's parents

All other programs will continue their normal activities.

The Camp director will gather all information and complete the BSA Accident Forms

Only the Scout Executive or his representative will respond to questions from the press or other authorities.



Photo Release Information-

During the course of the week photographs or video footage may be taken for promotional purposes. If a parent does not wish for their child to be photographed, you must notify the Council office prior to your unit's arrival at camp. The parent must provide a signed letter stating that their child is not to be photographed. We will depend on the unit leader to make us aware of and individuals that may not be photographed once they arrive on the property. **PLEASE SHARE THIS INFORMATION WITH PARENTS.**

*The Sail Hampton Roads staff is dedicated to provide you with the best high adventure experience of your scouting summers. Therefore, if you see any areas where we can improve, please write them down at the end-of-week evaluations. If you have any questions about this guide or program, please do not hesitate to call us at (757) 497-2688.

For more information or updates regarding this and other programs:

<http://www.PipsicoBSA.com>





Appendix Table of Contents

- A. 2012 Sail Hampton Roads Reservation Form
- B. Annual BSA Health and Medical Record, parts A, B, &C
- C. Prescription Medication Information Form
- D. 2012 Health Info Release Form
- E. Prescription Medication Cards



REPLACE WITH

2012 Sail Hampton Roads Reservation Form



REPLACE WITH

Medical Form pg. 1



REPLACE WITH

Medical Form pg. 2



REPLACE WITH

Medical Form pg. 3



Prescription Medication Information Form

Unit #: _____ Council: _____ Date Attending Camp: _____

Camper's Name: _____

Name of Parent or Guardian: _____ Phone: _____

Doctor's Name: _____ Phone: _____

Medication / Strength: _____

Reason for Medication: _____

When was medication started?: _____ Temporary: ____ Permanent: ____

Side effects (reactions to food, dehydration, stress, iodine, other medications, decreased balance, motor activity, concentration, drowsiness, lethargy, etc.):

Special storage instructions:

Medication / Strength: _____

Reason for Medication: _____

When was medication started?: _____ Temporary: ____ Permanent: ____

Side effects (reactions to food, dehydration, stress, iodine, other medications, decreased balance, motor activity, concentration, drowsiness, lethargy, etc.):

Special storage instructions:



Authorization for Release of Health Information

I, _____, the parent / legal guardian of _____ (Scout), hereby authorize any doctor or hospital treating the Scout while he is at camp to discuss and release information regarding such treatment or follow-up care to any of the following representatives of the BOY SCOUTS OF AMERICA, Tidewater Council.

- **Kent Glover**, Commodore & Sail Hampton Roads Program Director
- Camp Director
- Pam, Vickrey, Council Camping Secretary
- Camp Business Manager
- Camp Health and Safety Officer

The authorization will remain in effect while the scout is at summer camp and will expire no later than August 08, 2012.

Signature of Parent / Legal Guardian Date

Address: _____

City, State, Zip: _____

Phone #: _____

Please attach a copy of the front and back of your current insurance card.
Check that dates have not expired.



Prescription Medication Card

SUN MON TUES WED THURS FRI
Breakfast Lunch Dinner Evening Other: _____

Name: _____ Unit: _____
City/State: _____

Medications: _____

Parent's Signature: _____
Date: _____ Daytime Phone: _____

Prescription Medication Card

SUN MON TUES WED THURS FRI
Breakfast Lunch Dinner Evening Other: _____

Name: _____ Unit: _____
City/State: _____

Medications: _____

Parent's Signature: _____
Date: _____ Daytime Phone: _____

Prescription Medication Card

SUN MON TUES WED THURS FRI
Breakfast Lunch Dinner Evening Other: _____

Name: _____ Unit: _____
City/State: _____

Medications: _____

Parent's Signature: _____
Date: _____ Daytime Phone: _____

Prescription Medication Card

SUN MON TUES WED THURS FRI
Breakfast Lunch Dinner Evening Other: _____

Name: _____ Unit: _____
City/State: _____

Medications: _____

Parent's Signature: _____
Date: _____ Daytime Phone: _____