

3-DIMENSIONAL PATRIOTIC ART CONTEST

CONTEST ELIGIBILITY

- Students in grades 9-12 by the March 31 deadline who are enrolled in a public, private, parochial, or home school program in the United States, its territories and possessions, or dependents of U.S. military or civilian personnel in overseas schools.
- Although U.S. citizenship is not required, students must be lawful U.S. permanent residents or have applied for permanent residence (the application for which has not been denied) and intend to become a U.S. citizen.
- Student does not have to be related to a VFW or VFW Auxiliary member to participate.
- Foreign exchange students, students age 20 or older, GED and adult education students, or National winners of previous 3-Dimensional Patriotic Art Contests are NOT eligible.

CONTEST RULES

- Entry must be completed during the current school year.
- Entry must be three-dimensional.
- Art can be paper, papier mâché, pottery, sculpture, fabric, wood, metalwork, etc.
- Entries may not be larger than 18" in any direction.
- Entries may not weigh more than 5 pounds.
- Complete contest entry form and submit with entry.
- Complete typed explanation of the steps taken to create the three-dimensional art entry/artist statement (total of 250 words or less) and submit with entry.
- Parent or guardian signature required on contest entry form.
- If the American Flag is used, it must conform to the Federal Flag Code in relation to colors, number of stars and stripes and other pertinent rules of the code.
- Digital art, photography, three-dimensional laser-printed art, weapons and jewelry are NOT accepted.

JUDGING

Entry will be judged on the originality of concept, presentation and patriotism expressed; content of how it relates to patriotism and clarity of ideas; design technique; total impact of work.

Those selected to judge the contest on all levels will be teachers, professionals and persons knowledgeable about art.

VFW AUXILIARY JUDGING AND DEADLINES

- March 31:** Student entries must be submitted to a participating sponsoring VFW Auxiliary. (District judging optional.)
- April 15:** One winner from each VFW Auxiliary advances to the VFW Auxiliary Department (state).
- May 5:** VFW Auxiliary Department (state) winners due to VFW Auxiliary National Headquarters.
- July/August:** Students will be notified of entry status via email provided on entry form. First- through 4th-place winners displayed at National Convention; all Department winners shown on VFW Auxiliary social media.
- September:** Art will be returned to address on entry form.

VFW Auxiliary National Scholarships

- First place - \$2,500
- Second place - \$1,500
- Third place - \$1,000
- Fourth place - \$500

Students may enter both two-dimensional and three-dimensional contests in the same Program Year but must complete an entry form for each.

FIND THE ONLINE ENTRY FORM AT vfwauxiliary.org/scholarships

STUDENT SUBMISSION DEADLINE

Student entries must be submitted to a sponsoring VFW Auxiliary by March 31.
Entries submitted directly to VFW Auxiliary National Headquarters will be disqualified.

SPONSORING VFW AUXILIARY CONTACT INFORMATION:



3-DIMENSIONAL PATRIOTIC ART CONTEST



*Scholarship
contests that recognize
up-and-coming artists
and encourage patriotism in youth.*

vfwauxiliary.org



3-Dimensional Patriotic Art Contest 2023-2024

A VFW Auxiliary National Scholarship for eligible students in grades 9-12

The VFW National Auxiliary is pleased to present this National Scholarship to assist students who wish to further their education. This scholarship contest recognizes young artists and encourages patriotism in youth. Entries will be judged on originality of concept, presentation and patriotism expressed, content of how it relates to patriotism and clarity of ideas, design technique, total impact of work.

Contest Eligibility

- Students in grades 9-12 by the March 31 deadline who are enrolled in a public, private, parochial, or home school program in the United States, its territories and possessions, or dependents of U.S. military or civilian personnel in overseas schools.
- Although U.S. citizenship is not required, students must be lawful U.S. permanent residents or have applied for permanent residence (the application for which has not been denied) and intends to become a U.S. citizen.
- Student does not have to be related to a VFW or VFW Auxiliary member to participate.
- Foreign exchange students, students age 20 or older, GED and adult education students, or National winners of previous 3-Dimensional Patriotic Art Contests are **NOT** eligible.

Contest Rules

- Entry must be completed during the current school year.
- Entry must be three dimensional.
- Entry may be paper, papier mâché, pottery, sculpture, fabric, wood, metalwork, etc.
- Entry may not be larger than 18" in any direction.
- Entry may not weigh more than 5 pounds.
- Complete contest entry form and submit with entry.
- Complete typed explanation of the steps taken to create the 3-Dimensional art entry and an artist statement (250 words or less) and submit with entry.
- Parent or guardian signature required on contest entry form.
- If the American Flag is used, it must conform to the Federal Flag Code in relation to colors, number of stars and stripes and other pertinent rules of the code.
- Digital art, photography, weapons, art generated by a 3-D printer and jewelry are **NOT** accepted.

VFW Auxiliary National Scholarships

First place - \$2,500
Second place - \$1,500
Third place - \$1,000
Fourth place - \$500

VFW Auxiliary is not responsible for incomplete, lost, late, misdirected entries. All scores are final as received from the judges. Falsifying information on the entry form is reason for immediate disqualification. All contestants agree to abide by the contest rules. Any violation of these rules shall be cause for immediate disqualification and forfeiture of award.

To acquire contact information and application assistance in your state please email info@vfwauxiliary.org

VFW Auxiliary judging and deadlines

- **March 31:** Student entries must be submitted to a participating sponsoring VFW Auxiliary for judging.
- **April 15:** One winner from each VFW Auxiliary advances to the VFW Auxiliary District (optional) then Department (state) for judging.
- **May 5:** VFW Auxiliary Department (state) winners due to VFW Auxiliary National Headquarters for judging.
- **July/August:** Students will be notified of entry status via email provided on entry form. First through third place winners named on VFW Auxiliary social media pages and displayed at the VFW Auxiliary National Convention.
- **September:** Art will be returned to address on entry form.

Scholarships are paid directly to the American college, vocational, technical or trade school of the winners' choice.



3-Dimensional Patriotic Art Contest

A VFW Auxiliary National Scholarship

for eligible students in grades 9-12

2023-2024 Contest Entry Form

Please **print** or complete fillable form at vfwauxiliary.org and submit with entry along with a typed explanation of the steps taken to create the 3-Dimensional art entry and an artist statement (250 words or less).

Student Name: _____ Age: _____

Address: _____ City: _____ State: _____ Zip: _____

Email: _____ Phone: _____

School Name: _____ Grade: _____

Title of Artwork: _____ Date Completed: _____

Source: _____ Media used: _____

State the source of your idea for entry: person, website, magazine, TV, newspaper, etc. To comply with copyright laws, all artwork must be original to the entrant. Artwork may be inspired by other artist's/photographer's work, but not to the degree that the new piece of artwork is easily recognized as being derivative of other artist's work. If another artist's/photographer's work is used as a source of inspiration or reference, a copy of the work must be provided along with the name and date of publication in which it was found. Any artwork that is recognized as being in violation of these rules will be disqualified.

Student Signature*: _____ Date: _____

Parent/Guardian Signature*: _____ Date: _____

**I hereby grant permission for my artwork to be published in the VFW Auxiliary Magazine and on the VFW Auxiliary website and to be used for any and all promotional purposes by the VFW Auxiliary and the VFW Store if I win one of the top National awards.*

VFW Auxiliary is not for incomplete, lost, late, misdirected entries. All scores are final as received from the judges. Falsifying information on the entry form is reason for immediate disqualification. All contestants agree to abide by the contest rules. Any violation of these rules shall be cause for immediate disqualification and forfeiture of award.

Sponsoring/Participating VFW Auxiliary Contact or VFW Auxiliary Department Contact information:

Representative Name: Representative Phone:
 Representative email:

This section to be filled out by VFW Auxiliary at each judging level.

National Headquarters only accepts Department level winners.

Entries received at National Headquarters that are not from the Department will be disqualified.

Sponsoring VFW Auxiliary No.: 392 Department of: VIRGINIA

March 31: Student entries must be submitted to a participating sponsoring VFW Auxiliary for judging.

Auxiliary Scholarships Chairman verification signature: _____

Email: _____ Phone: _____

Artwork is the property of the student and must be returned immediately to the address listed above if not advancing to the next level.

April 15: One winner from each VFW Auxiliary advances to the VFW Auxiliary District (optional) then Department (state) for judging.

Department Scholarships Chairman verification signature: _____

Email: _____ Phone: _____

Artwork is the property of the student and must be returned immediately to the address listed above if not advancing to the next level.

Final Level - Department first-place entry must be received at VFW Auxiliary National Headquarters by **May 5** or it will be disqualified.

ATTN: Program Awards Administrator



3-Dimensional Patriotic Art Contest

A VFW Auxiliary National Scholarship
for eligible students in grades 9-12

Student Artwork Release Form

Please Print Artist/Student Information:

Name: _____ Date: _____

Address: _____ City: _____

State: _____ Zip: _____ Phone No.: _____

Email: _____ Age: _____

For minors (under the age of 18) Parent/Guardian Information:

Name (print): _____ Date: _____

*Signature: _____ Phone No.: _____

Email: _____

**I affirm that I am the Parent/Guardian of the minor listed above and permission is given to enter the artwork in the VFW Auxiliary National 3-Dimensional Patriotic Art Contest Scholarship. The VFW Auxiliary is not responsible for incomplete, lost, late, misdirected entries. All scores are final as received from the judges. Falsifying information on the entry form is reason for immediate disqualification. All contestants agree to abide by the contest rules. Any violation of these rules shall be the cause for immediate disqualification and forfeiture of award.*

Artwork is the property of the student and must be returned immediately to the address listed on the entry form if not advancing to the next level of judging.

Please provide the below information and present it to the entrant upon receiving the art entry.

-----CUT HERE-----

Sponsoring VFW Auxiliary Contact information

Sponsoring VFW Auxiliary: _____

VFW Aux. No. 392 Department of: Virginia

1st VFW Auxiliary Contact Person: SUE C. SOWERS

Phone No.: 757-641-0624 Email Address: suesowers46@gmail.com


2nd VFW Auxiliary Contact Person: DINAH DOYLE

Phone No.: 757-560-0493 Email Address: n2runn1@yahoo.com

& 3-Dimensional PATRIOTIC ART CONTESTS

COMMON MISTAKES & HELPFUL HINTS

The VFW Auxiliary's Young American Creative Patriotic Art Contest & 3-Dimensional Patriotic Art Contest provide an incredible scholarship opportunity for young artists while promoting patriotism throughout schools and home school associations. Follow the advice below to ensure that every student who enters the contest has the best possible chance of realizing his or her dreams.



USING THE U.S. FLAG

As a powerful symbol of our country, the U.S. Flag is often used in art entries. It can also be a source of problems for judges and Auxiliary Chairmen. When notifying schools, homeschool associations and students about the contest, give them a copy of the Federal Flag Code and encourage participants to closely examine the U.S. Flag before using it in their art.

- COMMON MISTAKES:**
- Not enough stars or stripes.
 - Stripes in the wrong order or place.
 - The Flag appearing to have someone standing on it, or something written or lying on it.

HINT: It is always best to portray the Flag as waving freely.



TO MAT OR NOT TO MAT?* All two-dimensional art (except pieces on a stretcher frame) if matted, must be matted **ONLY IN WHITE**. **The use of a color mat will result in immediate disqualification.** Colored mats can give an entry an unfair advantage by drawing out color or setting off contrast. It is very important that mats **ONLY BE WHITE**. Double mats are accepted if they are **ONLY WHITE**.

*(Matting only applies to Young American Creative Patriotic Art- two-dimensional - entries.)

APPLICATION (One application for each contest)

When a student submits an art entry and contest application, check for the following:

- Legible writing (If you can't decipher the writing, chances are we can't either.)
- Address with city, state and ZIP Code (No P.O. Boxes. We cannot ship art back to a P.O. Box.)
- Phone number with area code.
- Email address.
- Name and signature of or parent or guardian.
- Signature of student.
- Source - this must be completed even if it says "original idea."
- Media used in entry.
- Signature of Auxiliary Chairman and Judge (*Department Chairmen: Do not send the Department-winning entry to National Headquarters without these signatures!*)
- **ARTWORK NOT SPONSORED BY A VFW AUXILIARY WILL BE RETURNED WITHOUT BEING JUDGED.**

TIP: Students may sign their art, but you may choose to cover the signature for local judging if you are concerned a judge may recognize a student's name.

PACKING THE ART


Do not use old, bent or torn cardboard for packaging. If the cardboard can bend, so can the art. Consider insuring the art and getting a delivery confirmation. National Headquarters is not responsible for art lost or damaged during shipment.



& 3-Dimensional PATRIOTIC ART CONTESTS

COMMON MISTAKES & HELPFUL HINTS

The VFW Auxiliary's Young American Creative Patriotic Art Contest & 3-Dimensional Patriotic Art Contest provide an incredible scholarship opportunity for young artists while promoting patriotism throughout schools and home school associations. Follow the advice below to ensure that every student who enters the contest has the best possible chance of realizing his or her dreams.



USING THE U.S. FLAG

As a powerful symbol of our country, the U.S. Flag is often used in art entries. It can also be a source of problems for judges and Auxiliary Chairmen. When notifying schools, homeschool associations and students about the contest, give them a copy of the Federal Flag Code and encourage participants to closely examine the U.S. Flag before using it in their art.

COMMON MISTAKES:

- Not enough stars or stripes.
- Stripes in the wrong order or place.
- The Flag appearing to have someone standing on it, or something written or lying on it.

HINT: It is always best to portray the Flag as waving freely.



TO MAT OR NOT TO MAT?* All two-dimensional art (except pieces on a stretcher frame) if matted, must be matted **ONLY IN WHITE**. The use of a color mat will result in immediate disqualification. Colored mats can give an entry an unfair advantage by drawing out color or setting off contrast. It is very important that mats **ONLY BE WHITE**. Double mats are accepted if they are **ONLY WHITE**.

*(Matting only applies to Young American Creative Patriotic Art- two-dimensional - entries.)

APPLICATION (One application for each contest)

When a student submits an art entry and contest application, check for the following:

- Legible writing (If you can't decipher the writing, chances are we can't either.)
- Address with city, state and ZIP Code (No P.O. Boxes. We cannot ship art back to a P.O. Box.)
- Phone number with area code.
- Email address.
- Name and signature of or parent or guardian.
- Signature of student.
- Source - this must be completed even if it says "original idea."
- Media used in entry.
- Signature of Auxiliary Chairman and Judge (*Department Chairmen: Do not send the Department-winning entry to National Headquarters without these signatures!*)
- **ARTWORK NOT SPONSORED BY A VFW AUXILIARY WILL BE RETURNED WITHOUT BEING JUDGED.**

TIP: Students may sign their art, but you may choose to cover the signature for local judging if you are concerned a judge may recognize a student's name.

PACKING THE ART

Do not use old, bent or torn cardboard for packaging. If the cardboard can bend, so can the art. Consider insuring the art and getting a delivery confirmation. National Headquarters is not responsible for art lost or damaged during shipment.



US Flag Code

The **United States Flag Code** establishes advisory rules for display and care of the flag of the United States. It is Section 1 of Title 4 of the United States Code (4 U.S.C. § 1 *et seq*). This etiquette is as applied within U.S. jurisdiction. In other countries and places, local etiquette applies.

Standards of respect


- The flag should never be dipped to any person or thing, unless it is the ensign responding to a salute from a ship of a foreign nation. This tradition comes from the 1908 Summer Olympics in London, where countries were asked to dip their flag to King Edward VII; the American team flag bearer, Ralph Rose, refused, teammate Martin Sheridan famously proclaiming that "this flag dips to no earthly king." This tradition was codified as early as the 1911 U.S. Army drill regulations.
- The flag should never be displayed with the union (the starred blue canton) down, except as a signal of dire distress in instances of extreme danger to life or property.
- The flag should not be used as "wearing apparel, bedding, or drapery", or for covering a speaker's desk, draping a platform, or for any decoration in general (exception for coffins). Bunting of blue, white and red stripes is available for these purposes. The blue stripe of the bunting should be on the top.
- The flag should never be drawn back or bunched up in any way.
- The flag should never be used as a covering for a ceiling.
- The flag should never be used for any advertising purpose. It should not be embroidered, printed, or otherwise impressed on such articles as cushions, handkerchiefs, napkins, boxes, or anything intended to be discarded after temporary use. Advertising signs should not be attached to the staff or halyard.
- The flag should not be used as part of a costume or athletic uniform, except that a flag patch may be used on the uniform of military personnel, firefighters, police officers, and members of patriotic organizations.

On the US Military combat uniforms, where the flag is put on the sleeve of the uniform, the flag patch is displayed with the stars facing forward, in the direction the wearer is facing. This is done to give the impression of the flag flowing in the wind while being carried forward across the battlefield. This is known as the "Reverse Field Flag."

- Flag lapel pins may also be worn (they are considered replicas) and are worn near the heart.
- The flag should never have placed on it, or attached to it, any mark, insignia, letter, word, number, figure, or drawing of any kind.
- The flag should never be used as a receptacle for receiving, holding, carrying, or delivering anything.
- The flag should never be stepped on.
- The flag should not be draped over the hood, top, sides, or back of a vehicle, railroad train, or boat.
- When the flag is lowered, no part of it should touch the ground or any other object; it should be received by waiting hands and arms. To store the flag it should be folded neatly and ceremoniously.
- The flag should be cleaned and mended when necessary.
- If the flag is being used at a public or private estate, it should not be hung (unless at half mast or when an all weather flag is displayed) during rain or violent weather.
- When a flag is so tattered that it can no longer serve as a symbol of the United States, it should be destroyed in a dignified manner, preferably by burning. The American Legion, Boy Scouts of America, Girl Scouts of the USA and other organizations regularly conduct dignified flag-burning ceremonies, often on Flag Day, June 14.
- The flag should never touch anything beneath it. Contrary to an urban legend, the flag code does not state that a flag that touches the ground should be burned. Instead, the flag should be moved so it is not touching the ground.
- The flag should always be permitted to fall freely (This was not the case during the Apollo 11 moon landing when the US flag was reinforced by a horizontal bar at the top to allow full display even in absence of an atmosphere and the resulting lack of wind activity.)

Displaying the flag outdoors

- When the flag is displayed from a staff projecting from a window, balcony, or a building, the union should be at the peak of the staff unless the flag is at half-staff. When it is displayed from the same flagpole with another flag, the flag of the United States must always be at the top except that the church pennant may be flown above the flag during church services for Navy personnel when conducted by a Naval chaplain on a ship at sea.
- When the flag is displayed over a street, it should be hung vertically, with the union to the north or east. If the street runs north-south, the stars should face east. For streets running east-west, the stars should face north. If the flag is suspended over a sidewalk, the flag's union should be farthest from the building and the stars facing away from it.
- When flown with flags of states, communities or societies on separate flag poles which are of the same height and in a straight line, the flag of the United States is always placed in the position of honor—to its own right. The other flags may be the same size but none may be larger.
- No other flag should be placed above it. The flag of the United States is always the first flag raised and the last to be lowered.
- When flown with the national banner of other countries, each flag must be displayed from a separate pole of the same height. Each flag should be the same size. They should be raised and lowered simultaneously. The flag of one nation may not be displayed above that of another nation in time of peace.
- The flag should be raised briskly and lowered slowly and ceremoniously.



- Ordinarily it should be displayed only between sunrise and sunset, although the Flag Code permits night time display "when a patriotic effect is desired." Similarly, the flag should be displayed only when the weather is fair, except when an all weather flag is displayed. (By presidential proclamation and law, the flag is displayed continuously at certain honored locations like the United States Marine Corps Memorial in Arlington and Lexington Green.)
- It should be illuminated if displayed at night.
- The flag of the United States of America is saluted as it is hoisted and lowered. The salute is held until the flag is unsnapped from the halyard or through the last note of music, whichever is the longest.

Displaying the flag indoors

The canton is always in the upper left corner.

- When on display, the flag is accorded the place of honor, always positioned to its own right. Place it to the right of the speaker or staging area or sanctuary. Other flags should be to the left.
- The flag of the United States of America should be at the center and at the highest point of the group when a number of flags of states, localities, or societies are grouped for display.
- When one flag is used with the flag of the United States of America and the staffs are crossed, the flag of the United States is placed on its own right with its staff in front of the other flag.
- When displaying the flag against a wall, vertically or horizontally, the flag's union (stars) should be at the top, to the flag's own right, and to the observer's left.



United States Flag Code, Section 8, Part G (Respect for the Flag) :

"The flag should never have placed upon it, nor on any part of it, nor attached to it any mark, insignia, letter, word, figure, design, picture, or drawing of any nature."

WWW.HOURLYUNLTD.COM

Parading and saluting the flag

- When carried in a procession, the flag should be to the right of the marchers.
- When other flags are carried, the flag of the United States may be centered in front of the others or carried to their right. When the flag passes in a procession, or when it is hoisted or lowered, all should face the flag and salute.
- To salute, all persons come to attention.
 - Those in uniform give the appropriate formal salute.
 - Members of the Armed Forces and veterans who are present but not in uniform may render the military salute.
 - Citizens not in uniform salute by placing their right hand over the heart and men with head cover should remove it and hold it to left shoulder, hand over the heart.
 - Members of uniformed organizations in formation salute upon command of the person in charge.

Pledge of Allegiance and national anthem

- The Pledge of Allegiance all present except those in uniform should stand at attention facing the flag with the right hand over the heart;
- When the national anthem is played or sung;

(a) Designation.— The composition consisting of the words and music known as the Star-Spangled Banner is the national anthem. (b) Conduct During Playing.— During a rendition of the national anthem— (1) when the flag is displayed— (A) all present except those in uniform should stand at attention. (B) men not in uniform should remove their headdress with their right hand and hold the headdress at the left shoulder, (C) individuals in uniform should give the military salute at the first note of the anthem and maintain that position until the last note; and (2) when the flag is not displayed, all present should face toward the music and act in the same manner they would if the flag were displayed.

The flag in mourning

The flag, as draped over President John F. Kennedy's coffin at his state funeral.

- To place the flag at half-staff (or half-mast, on ships), hoist it to the peak for an instant and lower it to a position half way between the top and bottom of the staff.
- The flag is to be raised again to the peak for a moment before it is lowered.
- On Memorial Day, the flag is displayed at half-staff until noon and at full staff from noon to sunset.
- The flag is to be flown at half-staff in mourning for the death of designated, principal government leaders.
- The flag is to be flown at half-staff for thirty days in mourning for the death of the current or former President of the United States.
- The U.S. flag is otherwise flown at half-staff (or half-mast, on ships) when directed by the President of the United States or a state governor.
- When used to cover a casket or coffin, the flag should be placed with the union at the head and over the left shoulder. It should not be lowered into the grave.
- The U.S. Flag is to be flown half staff on Patriot Day (Sept. 11)

Learn how to [open DB file](#).