




COVID-19 POLICIES AND PROCEDURES GUIDEBOOK

(LAST UPDATED 3/4/21)



TIDEWATER COUNCIL, BSA
1032 HEATHERWOOD DRIVE
VIRGINIA BEACH, VA 23455
WWW.TIDEWATERBSA.COM

PIPSICO SCOUT RESERVATION
57 PIPSICO ROAD
SPRING GROVE, VA 23881
WWW.PIPSICOBSA.COM



PIPSICO'S COVID-19 POLICIES & PROCEDURES

ALL Visitors MUST Read the Following Pages 2 – 4!!

PHYSICAL CONTACT AND FACE COVERINGS:

Campers and staff will be required to bring a supply of face mask to wear when social distancing of six feet is not conducive to the activity (For example, shooting sports). Check-in/out and program activities will be modified in such a way to mitigate the need for physical contact.

HANDWASHING:

All campers and staff will receive an orientation on personal hygiene, wash their hands before and after program areas. Program areas and facilities that do not have water sources will be furnished with adequate supplies of hand sanitizer. Signage will be posted throughout camp to provide public health reminders regarding hygiene. Handwashing stations are located in all campsites, and it's important for handwashing to be a practice within family units.

CAMP STORE:

Staff will wear face coverings and the cashier will be separate from customers with a vapor barrier. Physical distancing will be maintained by customers inside and capacity will be reduced and monitored. Exterior lighting will change colors to notify campers if the store is open, closed, at capacity or empty. An exterior service window will be available for purchases outside the building. Face coverings must be worn by guests inside as well.

PHYSICAL DISTANCING POLICIES:

1. Six feet of space should always be observed when interacting with other guests outside of your family unit OR staff.
2. No sharing of activity equipment with other guest without proper cleaning by our staff.
3. A mask is recommended whenever interacting with staff or guests outside of your family unit.
4. Do not enter any buildings!
5. Shelters are closed and off limits to guests unless in use for the event as an activity area.

SUGGESTIONS FOR SOCIALLY DISTANCED ACTIVITIES (WHEN NOT IN AN ORGANIZED PROGRAM):

- Bring your own fishing poles and fish from the shore at the James River or off our fishing pier into our fully stocked lake
- Bring your own fun outdoor family games such as Corn Hole, Can Jam, Spike Ball and Wall Ball
- Explore the wondrous woods around us on our 916-acre property
- Stargazing
- Bring s'mores supplies for your campfire

Other important information: Please be kind to our wildlife! They have been less disturbed than usual and may have grown bold in the absence of large groups of people. If you have an issue with an animal, please call the Camp Ranger.



A HEALTHY CAMP BEGINS AND ENDS AT HOME!

A healthy camp really does start at home. Here are some things you can do to help your child have a great camp experience.

1. If your child is showing signs of illness such as running a temperature, throwing up, has diarrhea, nasal drainage and/or coughing/sneezing, keep the child home and contact the camp director. This greatly reduces the spread of illness at camp but also supports your child's recovery.

PIPSICO'S COVID-19 POLICIES & PROCEDURES



2. Teach your child to sneeze/cough in his/her sleeve and to wash his/her hands often while at camp, especially before eating and after toileting. If you really want to achieve impact, teach your child to accompany hand washing with another behavior: keeping their hands away from their face.
3. Send a reusable water bottle. Instruct your child to use it and refill it frequently during their camp stay. Staying hydrated is important to a healthy camp experience, something your child can assess by noting the color of their urine (“pee”); go for light yellow.

PLEASE USE THE BELOW MEDICAL SCREENING CHECKLIST PRIOR TO CAMP:

(These questions must also be asked upon arrival at the event/ activity)

- Yes No Have you or has anyone in your household been in [close contact*](#) in the past 14 days with anyone known or suspected to have COVID-19 or is otherwise sick?
- Yes No Have you or has anyone in your household been in [close contact*](#) with anyone who has been tested for COVID-19 and is waiting for results?
- Yes No Have you or has anyone in your household been sick in the past 14 days, or have you or they been tested for any illness and are waiting for results?
- Yes No Has anyone in your household been exposed to an individual known or suspected to have COVID-19 in the past 14 days?
- Yes No Have you or has anyone you have been in [close contact*](#) with traveled on a cruise ship or internationally or to an area with a known communicable disease outbreak in the past 14 days?

***According to the Centers for Disease Control and Prevention (CDC), “close contact” means:**

- You were within 6 feet of someone who has COVID-19 for a cumulative total of 15 minutes or more over a 24-hour period
- You had direct physical contact with an infected person (hugged or kissed them)
- You shared eating or drinking utensils
- An infected person sneezed, coughed, or otherwise got respiratory droplets on you

If the answer is YES to any one of the five questions above, the participant must stay home.

If all answers above are NO, proceed to the symptoms list below.

Symptoms of COVID-19

*If anyone in your household has **any one** of the following new or worsening signs or symptoms of possible COVID-19, **the entire household must stay home.***

- Shortness of breath**
- Cough**
- Fever of 100.0° or greater**
- Flu-like symptoms**
- Repeated shaking with chills**
- Fatigue**
- Muscle or body aches**
- Headache**
- Sore throat**
- Loss of taste or smell**
- Diarrhea**
- Nausea or vomiting**

Potential Higher-Risk Individuals

- Yes No Are you in a higher-risk category as defined by the [CDC guidelines](#), including older adults, people with medical conditions, and those with other individual circumstances?

***If the answer is “yes,” we recommend that you stay home.
Should you choose to participate, you must have approval from your health care provider.***

PIPSICO'S GUEST RISK COVENANT

MUST BE COMPLETED AND BROUGHT TO CAMP- 1 PER FAMILY (or Participant if attending alone)

We face unprecedented times due to the pandemic of COVID-19. Your safety and the safety of all our guests, volunteers, and employees is Pipsico's top priority. While there is still much uncertainty regarding COVID 19, we are monitoring the information provided by health experts and government agencies to help keep safe those who choose to be our guests this summer. Because of the risks associated with this disease, Pipsico will require each guest to comply with this Guest Covenant during family retreats this summer. Please read and acknowledge this covenant with your signature below:

If CDC or VA requirements change, I understand that this covenant may be revised for Pipsico to comply with those requirements.

Prior to arrival, I understand that all in my party should undergo a self-given health screening, including a temperature check. A temperature above 100.4 will require that I and any member of my traveling party not enter the property. All members of my party must be symptom-free from any illness for at least 14 days prior to arrival; signing this covenant so indicates my affirmation of that health status.

Upon arrival, I understand that a health screening will be conducted by Pipsico staff which will include a temperature check. Should anyone within my family/ group not pass the arrival screening, the entire group will not be allowed to enter camp.

I understand that any guest who becomes sick during their stay must immediately notify Pipsico personnel. A plan will be developed for each instance of sickness according to CDC and VA requirements.

I also understand that I and those in my party are recommended to wear a mask when interacting with other guests and staff and that we must maintain physical distance. All shared public spaces and surfaces will be closed. Activities such as outdoor picnics and hiking will not require face masks unless other instructions are given. Guidelines for additional activities with physical distancing may be added as the Virginia guidelines allow.

This is not a typical social stay, and I understand that we may not host anyone in our accommodations who is staying in another building, regardless of our relationship with each other. No guests without Pipsico reservations will be admitted on the property. Guests in buildings which are adjacent are encouraged to be creative in their interaction with other guests to arrange activities at a distance. Children are the responsibility of parents and may not interact with other children without physical distancing.

These precautions are important, but these efforts cannot eliminate the potential for exposure to COVID-19 or any other illness while at camp. Experts have said that people with COVID-19 may show no signs or symptoms of illness, but can still spread the virus, and people may be contagious before their symptoms occur. The fact is that someone with COVID-19 may pass the required health screenings and be allowed into camp. We will not hold Pipsico or the Tidewater Council liable should a member of our party contract COVID-19 after our stay.

I understand that as a guest of Pipsico, that it is my/our responsibility to evaluate my unique circumstances and make informed decisions prior to staying at Pipsico. I also understand that it is my/our responsibility to help keep our fellow guests and Pipsico staff safe. I/we will review the covenant with all in my party and follow it. I realize that if not, my stay may be cut short without refund if I refuse to follow this covenant.

Signature of Responsible Party

Printed Name

Contact Number: _____

| | |
|------------------------|-------|
| <u>Staff Use Only-</u> | |
| Date of Visit: | _____ |
| Troop or Site # | _____ |
| # in Family | _____ |

GENERAL COVID-19 PROCEDURES

COVID-19 SAFETY OFFICER-

During the initial planning for any event/ activity, a responsible individual must be designated and completely embrace the role and responsibilities that comes with, being a designated COVID-19 Safety Officer (C19SO). This individual (or his/ her designee) MUST be the first person to arrive at the event/ activity physical location.

This individual will be directly responsible for:

- Ensuring ALL participants are screened prior to entering the program area.
- Ensuring ALL policies and procedures outlined in this document are followed.
- Monitoring and enforcing social distancing and healthy hygiene behaviors throughout the day and night.
- Promoting behaviors throughout the event that reduce the risk for spread.
- Identifying staff to assist with compliance of these procedures and maintaining health operations.
- Developing an event/ activity specific COVID-19 Mitigation Plan.

A designated C19SO must complete a Tidewater Council Training course specifically designed for this role. Please contact Wes Parker, VP of Camping Operations at wparker@PipsicoBSA.com for more information and how to schedule a training.

HEALTH- SCREENING AND PREVENTION COVID-19 INFECTIONS-

Tidewater Council is monitoring COVID-19 related guidance and incorporating measures to provide a safe, clean, and healthy outdoor experience for its participants. Please know that the Council's Enterprise Risk Management Committee (ERMC) is continually monitoring developments regarding COVID-19 both locally, at the state level, through the [Centers for Disease Control and Prevention \(CDC\)](#), through the BSA, and through the [American Camp Association \(ACA\)](#). The processes and safety measures outlined must be enforced and monitored throughout the event/ activity and must be adapted to meet all state and local requirements as needed.

PRE-CAMP COMMUNICATIONS

Staff are to conduct a minimum of one pre-camp communication either through e-mail or with a virtual meeting to distribute the latest information and provide the opportunity for leaders/ campers to ask questions and address concerns that are relevant to all participants.

HEALTH PRE-SCREENING UPON ARRIVAL -

The BSA maintains comprehensive health and safety for its program participants. Participants must review and comply with the following pre-event documents: (all available in this document)

- Pre-Event COVID-19 Medical Screening ([on page 3](#))
- Guest Risk Covenant ([on page 4](#))

For every event/ activity, the C19SO shall designate a "pre-screening" arrival area where ALL individual passengers/ drivers of arriving vehicles will be asked the pre-screening questionnaire ([on page 3](#)) and have their temperatures checked. Note: Even if a driver is not staying and merely dropping off participants, that driver MUST be take part in this pre-screening process. **If a individual fails the pre-screening, all participants who travelled to the event/ activity with the symptomatic individual shall be sent home.**

CHECK-IN PROCEDURES –

It is imperative that any event/ activity have a well prepared and organized check-in procedure. After participants pass through the Health Pre-Screening process, it is required that there be a well socially distanced check-in area designated with 6 ft. spacing locations identified. At check-in, it is important to get a 100% accurate roster of those attending. In addition to collecting this information, it is also important to obtain a Guest Risk Covenant ([on page 4](#)).

GENERAL COVID-19 PROCEDURES

MITIGATION OF COVID-19 INFECTIONS DURING PROGRAM-

DISCLAIMER

The following information is intended to offer guidance to assist Event/ Activity leadership to address COVID-19 (novel coronavirus) in aquatic, COPE & climbing or shooting sports program areas.

The materials provided reflect the best available information at the time they were prepared. It is possible that the strategies and concepts outlined in the materials may change as understanding evolves regarding the unique challenges that COVID-19 poses. As such, information or resources provided or made available may adjust as the COVID-19 situation continues to change.

In addition, as always, the information provided here should be utilized as a tool and a resource but must be viewed under the lens of what is currently allowable in your LOCAL area and within Virginia.

INTRODUCTION

Materials provided herein are a compilation of multiple sources. Those resources include but are not limited to:

- White House Guidelines “Opening Up America Again”
- Center for Disease Control
- American Camp Association
- American Red Cross
- American Canoe Association
- Association of Challenge Course Technology
- Many, many more....

RESOURCE LINKS

- [CDC Considerations for Youth and Summer Camps](#)
- [American Camp Association Camp Operations Guide Summer 2020](#) See Chap 4 for Aquatics Facility Operations and Chap 7 for Aquatics Activities

ADDITIONAL GUIDANCE FROM BSA

- [National Statement on Covid-19](#)
- [BSA Covid-19 FAQ](#)
- [Model Pre-Event Medical Screening Checklist](#) (COVID-19 version)

CDC “CONCENTRIC CIRCLE” CONCEPT

The following page showcases the CDC concept of minimizing camper interaction. The more people a camper or staff member interacts with, and the longer that interaction, the higher the risk of COVID-19 spread.

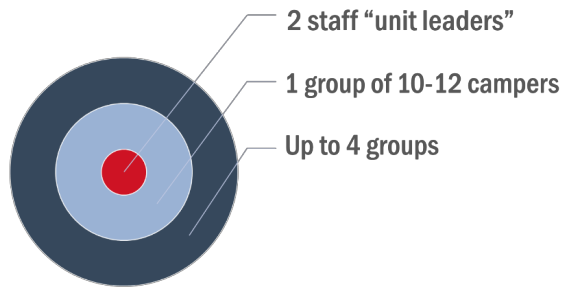
From the American Camp Association, “Limiting mixing of groups can be combined with a public health approach of establishing and maintaining “concentric group circles” for infection prevention and control. Infection spread can be slowed and more easily contained in smaller groups; when larger groups are required, it is beneficial if they consistently are comprised of the same constituent smaller groups, thereby limiting the number of potential contacts for each camper. In the event of an outbreak, being able to promptly define the “inner circle” of close contacts is paramount for enhanced health surveillance and isolation. By using the small groups and cohort strategy, isolation and surveillance of close contacts can be implemented in short order.”

The following are designed to be used only as samples for following the cohort model. There are many ways to follow the cohort model and offer Scouting programs.

GENERAL CVOID-19 PROCEDURES

CDC Camp Guidance "Concentric Circles"


Also known as "cohorts"



NOTE: This is only a sample.

The use and interpretation of the circles is between your camp and the local health department.

CDC Camp Guidance – "Concentric Circles"



NOTE: – The specific number of circles allowed is determined by your camp in consultation with the local health department.

CDC Camp Guidance

BSA Sample Rotation Concept

DRAFT IDEAS

| ROTATIONS | Shooting Sports | Climbing | Aquatics |
|-------------|-----------------|------------|------------|
| Rotation #1 | CC Group 1 | CC Group 2 | CC Group 3 |
| Rotation #2 | CC Group 3 | CC Group 1 | CC Group 2 |
| Rotation #3 | CC Group 2 | CC Group 3 | CC Group 1 |

GENERAL COVID-19 PROCEDURES

AQUATICS COVID-19 RECOMMENDATION MATRIX

| Description | Decision/Recommendation |
|-----------------------------|---|
| Aquatics Standards | <p>All BSA policies and procedures, such as Safe Swim Defense, Safety Afloat and staff qualifications, assessments, and training must be met.</p> <p>If state or local regulations regarding Covid-19 preclude meeting NCAP standards for specific activities, then those activities must not operate.</p> |
| In Water Instruction | <p>Perform in-water instruction by cohort group. Proper distancing between the instructors and participants, who are in different cohorts, must occur.</p> <p>Even within the cohort, efforts should be in place to minimize close proximity and contact for skills requiring personal contact, such as the Huddle position for Swimming MB or water rescues for Lifesaving MB.</p> <p>Consider adding lane lines and 6 ft markers to facilitate distancing between cohort groups.</p> <p>The types of instruction you can offer at the same time will depend on the space you have in your swimming area while maintaining 6 feet of distance between cohorts and the number of staff you have available to teach.</p> |
| Free Swim | <p>Free swim should be run within the cohort model.</p> <p>Split the swim area/pool with ropes to create separate space in each swimming ability area to maintain distance between cohorts. This separation of the swim areas based on the space needed by your cohort size will determine the number of cohorts that can swim at the same time.</p> <p>Buddies should be assigned only from within the cohort. As usual, a buddy pair swims in their ability area if they are classified the same or in the swim area of the buddy with the lower swim classification.</p> <p>For buddy checks, have buddies get close enough to touch fingers with arms extended. (Even within cohorts, distancing should be encouraged.)</p> |
| Face Coverings | <p>Follow CDC recommendation that Lifeguards wear a face covering while guarding. However, Guards should remove the face covering if they need to enter the water for any reason.</p> <p>Other Aquatics Staff should wear face coverings because their duties may not always allow them to maintain social distancing.</p> <p>Timing of Aquatics Staff rotations should take into consideration "face covering fatigue" and potential overheating issues from wearing the face coverings.</p> <p>Campers should wear a face covering around the swimming and boating areas if required locally; however it must not be worn in the water per CDC guidance.</p> |
| Multi-person Boating | <p>Recreational and instructional boating activity should take place by cohort.</p> <p>Programs that require the instructor and participants to be in the same boat (e.g., motorboating, water sports) cannot be offered if social distancing cannot be maintained between the instructor and participants.</p> |

GENERAL COVID-19 PROCEDURES

| Description | Decision/Recommendation |
|---|---|
| Facilities and Social Distancing | <p>Docks and Pool Decks will need to be assessed locally to determine whether 6 ft social distance requirements between cohorts can practically be implemented (e.g., one way movement only around a pool deck, stop and go movement where docks are too narrow for side by side passing, swim lane set up outside normal swim boundary for swimmers area access, etc.)</p> <p>Local procedures will need to be developed for congestion points where 6 ft distancing between cohorts may be a challenge (e.g., gates into areas, buddy board entrance/exit lanes, Lifejacket racks, paddle racks, etc.)</p> <p>Physical barriers and visual cues (e.g., rope lanes, tape markings, flags, etc.) will likely be needed to help with distancing between cohorts.</p> |
| Capacity | <p>Each local facility will need to determine capacity allowing for a 6-foot buffer around cohort groups based on the size and shape of their Aquatics areas. Also see “Free Swim” and “Facilities and Social Distancing” above.</p> |
| Life Jacket Disinfecting Between Use | <p>Follow American Camp Association cleaning guidelines for life jackets -- hand wash lifejackets in hot soapy water, allow them to dry and spray them with alcohol-based disinfectant.</p> <p>An option would be to allow participants to bring their own properly fitted Lifejacket from home.</p> |
| Water Quality Standards | <p>Follow normal local health department guidelines for testing and treatment of both pool and natural bodies of water.</p> <p>The CDC does not recommend increasing concentrations of pool chemicals above normal levels.</p> <p>There is little evidence for or against transmission of the Covid-19 virus in untreated bodies of water, but the CDC considers the risk as minimal, particularly compared with swimmer to swimmer direct transmission.</p> |
| CPR | <p>Follow the recommendations of the American Red Cross from the document listed below. "Ventilations should be performed using a BVM with high-efficiency particulate air (HEPA) filtration in the exhalation path per manufacturer recommendations as feasible. BVM ventilation provides distancing of the provider's face from the victim's face, providing the best protection from transmission. While ventilations using a pocket mask with a one-way valve does provide protection compared with mouth to mouth ventilations, it puts the provider in close contact with the victim and does not facilitate the use of a HEPA filter. BVM ventilation is best delivered with two rescuers, but in the absence of sufficient rescuers a BVM can be used by one provider."</p> |

GENERAL COVID-19 PROCEDURES

| Description | Decision/Recommendation |
|---|---|
| <p>Disinfecting Plan</p> | <p>A coordinated disinfecting plan including quality monitoring will need to be developed at each camp based on their local facilities. Follow all CDC and manufacturers' guidance based on material type (porous, nonporous, etc.)</p> <p>Decisions about the type of Aquatics activities to conduct should include consideration of their disinfecting requirements, especially for shared equipment (e.g., are you set up to disinfect masks and snorkels after every use?)</p> <p>An option is to encourage campers to bring equipment from home (must be proper type etc...) life jackets, snorkels, masks etc.</p> <p>At a minimum, your disinfecting plan should include: wash or disinfecting stands for entering and exiting the Aquatics area, identification of and a plan for frequently touched surfaces including how often they need to be disinfected, labeled spots or containers for equipment (including Lifejackets, paddles, oars and other shared items) that needs to be disinfected between uses, labeled spots or containers for clean equipment, safe storage of disinfecting products, staffing model for disinfecting that does not require Lifeguards or staff monitoring boaters and participants to do the disinfecting</p> <p>Note: The CDC states that there is not enough chlorine in pool water to disinfect shared items.</p> |
| <p>Communication/Messaging Plan</p> | <p>Develop a communications/messaging plan to explain to participants the procedures and practices you expect them to follow to ensure the safety of all.</p> <p>This plan should include many of the items from above as well as general safety items such as not to swallow the swimming water and not to spit or urinate in the water.</p> |
| <p>COVID-19 Resources for BSA Aquatics</p> | <p><u>Instructional and Recreational Swimming, Lifesaving, and Lifeguarding:</u></p> <p>CDC Considerations for Public Pools, Hot Tubs, and Water Playgrounds During COVID- 19.</p> <p>American Red Cross Scientific Advisory Council Answers COVID-19 and Aquatics Top 5 Camp Aquatics Questions during COVID-19 From Redwoods Group</p> <p><u>Boating:</u></p> <p>COVID-19 Guidelines for Instructors and Event Organizers From American Canoe Association, includes numerous links to other organizations, for example US Sailing: Guidance for Junior Sailing Programs During the COVID-19 Pandemic</p> |

GENERAL COVID-19 PROCEDURES

COPE & CLIMBING COVID-19 RECOMMENDATION MATRIX

| Description | Decision/Recommendation |
|--|--|
| COPE & Climbing Standards, especially PS-206 SQ-409 | <p>All BSA policies and procedures, such as Climb on Safely and staff qualifications, assessments, and training must be met.</p> <p>If state or local regulations regarding COVID-19 preclude meeting NCAP standards for specific activities, then those activities must not operate.</p> |
| Hygiene & Equipment | <p>Wash hands before and after climb. Wear personal gloves.</p> <p>Assigned harness/helmet for the week.</p> <p>Bring own useable harness/helmet and inspected on site by director/instructor.</p> |
| Hand Sanitizer | Ensure hand sanitizer evaporates before touching equipment. |
| Face Coverings | <p>COPE & Climbing staff should wear face coverings because their duties may not always allow them to maintain social distancing.</p> <p>Timing of COPE & Climbing Staff rotations should take into consideration "face covering fatigue" and potential overheating issues from wearing the face coverings.</p> <p>Cloth face coverings or masks shouldn't limit vision It should be considered whether face coverings should be worn in situations where there is a high level of physical activity, and a face covering might obstruct breathing.</p> <p>Campers should wear a face covering however ensure communication between climber, belayer and instructor can be heard.</p> |
| General Course Cleaning Recommendation | <p>First, remove all contaminants and build-up (dirt, grease, etc.) from the area/component of the course that you're cleaning, then fully clean the entire product with a solution of plain water and mild soap. Because liquid dish soaps are formulated to be used by hand, mild dish soap is a common choice.</p> <p>Use soft items to lightly scrub any high traffic zones and common touchpoints. Mitts, such as those typically used to wash a car, will be easier to manage at height and avoid drop.</p> <p>Areas cleaned with soap should be rinsed/sprayed with plain water after cleaning to avoid buildup and attraction of contaminants.</p> <p>Let the course component air dry. Application of heat or fans should be unnecessary.</p> |
| Focus on High Traffic & High Touch Areas | <ul style="list-style-type: none"> ○ Ladders – the entire surface Rock holds ○ Stair/entry railings Giant swing bars ○ Surfaces at entry/exit points or other areas where people pause ○ Handhold ropes and "grab" objects |
| Strategy to Program Around Cleaning | <p>Example Strategy: Reduced course usage to allow for cleaning</p> <p>One ½ morning and one ½ afternoon group vs. two morning and two afternoon groups; clean high touchpoints in between groups</p> <p>All options for altered usage will require lower course capacity than is probably typical, as well as more staff time cleaning the course.</p> |

GENERAL COVID-19 PROCEDURES

| Description | Decision/Recommendation |
|---|---|
| <p>Equipment - Cleaning (“Softwear”)</p> <ul style="list-style-type: none"> • Ropes • Harnesses • Gloves • Helmet Straps • Anything that touches the body | <p>Follow manufacture guidelines. Clean with soap/water and then utilize an approved disinfectant by manufacturer. You must never use any chemical other than mild soaps (including bleach, rubbing alcohol, hydrogen peroxide, Lysol/Clorox wipes, or other disinfecting products) that are not expressly authorized in writing by the equipment manufacturer.</p> <p>Allow equipment to dry outside or in a well-ventilated area. Avoid prolonged time in direct sunlight unless it is allowable by the equipment manufacturer. Do not machine dry equipment under any circumstances.</p> <p>Camps could encourage individuals to bring their own appropriate equipment such as helmets and/or harnesses(must be checked on site (CHECK) including gloves. Camps may need additional inventory to ensure they can dry equipment between cohort group use.</p> |
| <p>Equipment - Cleaning (“Hardware” & Structures)</p> <ul style="list-style-type: none"> • Helmets • Belay Devices • Rappel Devices • Carabineers • Climbing Structures | <p>Clean and disinfect between cohort groups.</p> <p>You must never use any chemical other than mild soaps (including bleach, rubbing alcohol, hydrogen peroxide, Lysol/Clorox wipes, or other disinfecting products) that are not expressly authorized in writing by the equipment manufacturer.</p> |
| <p>Area Sanitation</p> | <p>Follow camp sanitation protocols. Utilize EPA approved COVID-19 disinfectants recommended by CDC. Be mindful of required contact times depending upon product. https://www.epa.gov/pesticide-registration/list-n-disinfectants-use-against-sars-cov-2</p> |
| <p>COVID-19 Resources for BSA COPE & Climbing</p> | <p>ACCT COVID-19 Resources Link</p> <p>Gear manufacturer recommendations Link (not all are included, not maintained by the BSA)</p> <p>PPE Limitations and Tolerances when exposed to cleaning agents and disinfectants – A paper from Edelrid: Link</p> |

GENERAL COVID-19 PROCEDURES

SHOOTING SPORTS COVID-19 RECOMMENDATION MATRIX

| Description | Decision/Recommendation |
|--|--|
| <p>National Standards, especially</p> <p>PS-213, PS-214 SQ-407, SQ-408</p> | <p>All BSA policies and procedures, Safety and staff qualifications, assessments, and training must be met.</p> <p>If state or local regulations regarding COVID-19 preclude meeting NCAP standards for specific activities, then those activities must not operate.</p> <p>All policies should be written as an addendum to the SOPs.</p> |
| <p>Shooting Sports Training & Cohort</p> | <p>All staff must be trained for their position per NCAP & Guide to Safe Scouting standards.</p> <p>Form shooting sports staff into a cohort. Staff should then follow recommended guidance on cohort movement in camp and at the program area.</p> |
| <p>Hygiene & Personal Equipment</p> | <p>Wash hands before and after you enter the shooting sports area.</p> <p>Best practice option– Shooters bag per person with ear foamies, eyeglasses, face covering for use during the week. Shooters could also purchase and take home.</p> <p>Recommend not wearing earmuffs; or if worn, assigning to a single person for the week and clean and disinfect between weeks or between cohort groups.</p> <p>Best practice option - Have each shooter provide their own arm and finger tabs if possible and ensure they fit properly.</p> |
| <p>Face Coverings</p> | <p>Shooting Sports staff should wear face coverings because their duties may not always allow them to maintain social distancing. Face coverings are not recommended for shooter when participating in archery.</p> <p>Timing of Shooting Sports Staff rotations should take into consideration "face covering fatigue" and potential overheating issues from wearing the face coverings.</p> <p>Cloth face coverings or masks shouldn't limit vision It should be considered whether face coverings should be worn in situations where there is a high level of physical activity, and a face covering might obstruct breathing.</p> <p>Campers should wear a face covering if required locally; however ensure communication between shooter and Range staff can be heard.</p> |
| <p>Facilities and Social Distancing</p> | <p>Capacity of shooting sports areas may need to be examined including number of shooting positions, waiting areas, teaching areas and waiting area outside the "gate".</p> <p>Local procedures will need to be adapted for congestion points that do not allow 6 ft of physical distancing.</p> |

GENERAL CVOID-19 PROCEDURES

| Description | Decision/Recommendation |
|--------------------------------|--|
| <p>Program Guidance</p> | <p><u>Rifle/BB Gun/ Archery</u></p> <ul style="list-style-type: none"> • No coach method – instructor walks the line. • All non-shooters behind the line. • Maintain 6-foot distance between shooting stations. • Control waiting line entrance to area. • Archery: Rotate arrows between shooters, clean and sanitize arrows between use. • Additional consideration for BB/Cub Scout Archery – Be mindful of parents helping on the line with their Scout. <p><u>Shotgun</u></p> <ul style="list-style-type: none"> • Shooter and instructor should wear face coverings. • Instructor/shooter method of instruction. • Again, reminder about handwashing before entry and upon exit. • Instructor sanitizes hands between shooters. <p><u>Open Shoots</u></p> <ul style="list-style-type: none"> • Troop or Cohort groups scheduled. • No crossing of cohorts. • Clean and sanitize between cohorts. • Ensure control of the waiting line. |

GENERAL COVID-19 PROCEDURES

| Description | Decision/Recommendation |
|--|---|
| <p>Cleaning Recommendations</p> | <p>As always, follow manufacture guidelines for all your equipment cleaning.</p> <p>Clean and disinfect between cohort groups.</p> <p>Clean with soap/water and then utilize an approved disinfectant by manufacturer. Wiping and cleaning a surface first: then using a disinfectant, according to the label instructions, for proper "dwell time" (how long disinfectant stays wet on the surface) is a key twostep process.</p> <p>Cleaning refers to the removal of germs, dirt, and impurities from surfaces. Cleaning does not kill germs, but by removing them, it lowers their numbers and the risk of spreading infection.</p> <p>Disinfecting refers to using chemicals to kill germs on surfaces. This process does not necessarily clean dirty surfaces or remove germs, but by killing germs on a surface after cleaning, it can further lower the risk of spreading infection.</p> <p>We do not recommend some of the other products with ingredients such as bleach and/or hydrogen peroxide (as they may damage some surfaces on a firearm).</p> <p><u>Potential Recommended products:</u></p> <ul style="list-style-type: none"> • 777-91 Quaternary ammonium CITRUS SCENT LYSOL BRAND ANTIBACTERIAL KITCHEN CLEANER II RECKITT BENCKISER LLC. Coronavirus 2 minutes RTU Y 3/3/2020 <p>FROM N-LIST EPA- https://www.epa.gov/pesticide-registration/list-n-disinfectants-use-against-sars-cov-2</p> <ul style="list-style-type: none"> • 5813-79 Quaternary ammonium Clorox Disinfecting Wipes The Clorox Company Rotavirus 4 minutes WIPE Y 3/3/2020 • 9480-5 Quaternary ammonium SANI-CLOTH GERMICIDAL DISPOSABLE CLOTH PROFESSIONAL DISPOSABLES INTERNATIONAL, INC. Coronavirus 3 minutes WIPE Y 3/3/2020 • 9480-4 Quaternary ammonium SANI-CLOTH GERMICIDAL WIPES PROFESSIONAL DISPOSABLES INTERNATIONAL, INC. Coronavirus 2 minutes WIPE Y 3/3/2020 |
| <p>Area Sanitation</p> | <p>Follow camp sanitation protocols. Utilize EPA approved COVID-19 disinfectants recommended by CDC. Be mindful of required contact times depending upon product.</p> <p>https://www.epa.gov/pesticide-registration/list-n-disinfectants-use-against-sars-cov-2</p> |